









Collars

There are many different collars available on the market. It is important to select the collar that works best for you and your dog. Collars need to be fitted properly to ensure they will work correctly.

Type	Use		
Flat – clip or buckle, web, leather or polyvinyl Suitable for puppies or dogs new to training as well as other levels of training.		Martingale – web or chain Suitable for beginner, intermediate or advanced levels of training.	
Slip – chain, fur saver, cord, rolled leather Suitable for beginner, intermediate or advanced levels of training.		Prong Suitable for dogs who may require 'remedial work' or dogs at advanced level of training. Must be used with proper instruction from an experienced trainer.	








Head Halters

There are many different head halters available on the market. It is important to ensure that the halter is fitted properly and that the dog is desensitized to it prior to wearing it for walks. While head halters can be very useful for heavy pullers there is a danger of neck injuries, especially with the styles where the leash attaches under the chin and pulls the head side ways.








Type		Type	
Canny Leash attaches behind the head and pulls the nose down		Transitional This is a slip lead which converts to a head halter and pulls the nose down	
Gentle Leader Leash attaches under the chin and can pull the head down and to the side		Halti Leash attaches under the chin and can pull the head down and to the side	

Harnesses

There are many different harnesses available on the market. It is important to select one that does not interfere with the natural movement of the shoulders. There should not be a strap which goes across the front of the dog, at or below the shoulders, as it prevents proper movement which can cause the dog to have shoulder issues.

Harness Type		Harness Type	
<p>Webb Leash attaches between the shoulder</p>		<p>Car Clip for the seat belt connection attaches mid-back</p>	
<p>Julius K-9 Leash attaches between the shoulders. Harness is best used for service dogs. It is important that it is sized and worn correctly to prevent issues with shoulder movement.</p>		<p>Easy-Walk Leash attaches to the front of the chest. It is important that it is sized and worn correctly to prevent issues with shoulder movement.</p>	
<p>No Pull Leash attaches to the front of the chest and between the shoulders. It is important that it is sized and worn correctly to prevent issues with shoulder movement.</p>		<p>Sporn Leash attaches to the back of the neck.</p>	
<p>Anti-Pull Leash attaches between the shoulders.</p>			

Leashes

Leash Type	Use	
Leather	<ul style="list-style-type: none"> • Training • Walks 	
Webb	<ul style="list-style-type: none"> • Training • Walks • Swimming 	
Handsfree	<ul style="list-style-type: none"> • Walks with a leash trained dog 	
Traffic Loop	<ul style="list-style-type: none"> • Training 	
Slip Lead	<ul style="list-style-type: none"> • Training • Walks • Transporting rescue dogs 	
Long Lines	<ul style="list-style-type: none"> • Training recall • Swimming • Hikes 	
Chain	<ul style="list-style-type: none"> • Used by people who's dog chews their leash • Not a great tool as the chain links hurt your hand 	
Flexi	<ul style="list-style-type: none"> • Can be used in country settings and while swimming in lakes and rivers. • Should not be used in urban areas or where there are frequent interactions with other animals. • Ensure the Flexi lead is rated for more than your dog's weight. 	